


Build-A-Museum: Part One

Discuss the following questions and take notes below.

Why are museums important?



Who are museums for?



What kinds of stories should museums tell?




Build-A-Museum: Part Two

Design your museum! Pick a historical figure or use yourself as the subject, then an-


Who is your subject?



Why are they important?




Where is your museum located?




How might your museum help to serve the community?



Draw an artifact and explain its significance:



Who else might be included in your interpretation?




Build-A-Museum: Part Two

Design your museum! Pick a historical figure or use yourself as the subject, then an-

Who is your subject?



Why are they important?




Where is your museum located?




How might your museum help to serve the community?



Draw an artifact and explain its significance:



Who else might be included in your interpretation?



Build-A-Museum: Part Two

Tips and Hints!

Who is your subject?

This can be **you or someone you know, or an important historical figure**. Do some research to learn more about them if possible!

Why are they important?

Ask yourself the following questions:

What was this person's impact on their local community, State, or Country?

What is it about this person that can help us learn more in the present?

What is this person's legacy?

Where is your museum located?

If you have a building or location in mind that already exists, describe it and draw it! If you don't have one, describe how you might imagine it looking. Is it a new building with a gallery space? Is it a reconstruction of a historical home? Is it an outdoor space, like a garden? These are just some ideas to get you going, but **be creative!**

How might your museum help to serve the community?

Museums can serve their communities in many different ways. This might include being open to the public, focusing on local history, offering field trips for local schools, or hosting events to bring the community together. Think about **your community** and what **you** might want to see happen at a local museum.

Draw an artifact and explain its significance:

Artifacts are objects that have been made or altered by a person and have some kind of cultural or historical significance. It can be anything! Documents (like letters, maps, and records) are also artifacts.

Write a label like you might see for an artifact in a museum. This description could include who made it, when it was made, or what it is made of. It should be connected in some way to your chosen museum subject.

Who else might be included in your interpretation?

This could be anyone **who is connected to your museum subject** that might not usually have their story told. It could be family, friends, or anyone else connected with the history of the person.